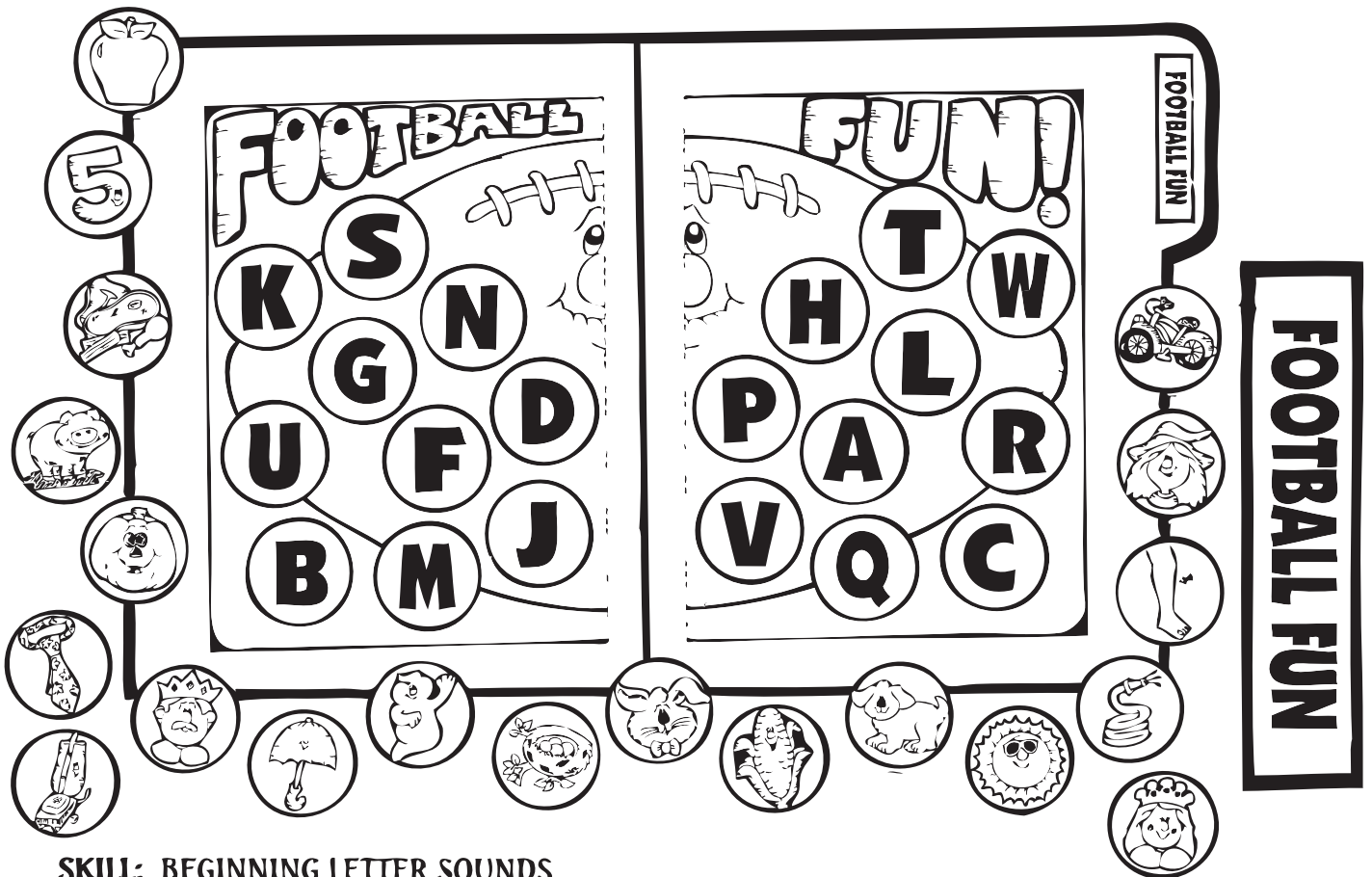


"FOOTBALL FUN"




SKILL: BEGINNING LETTER SOUNDS

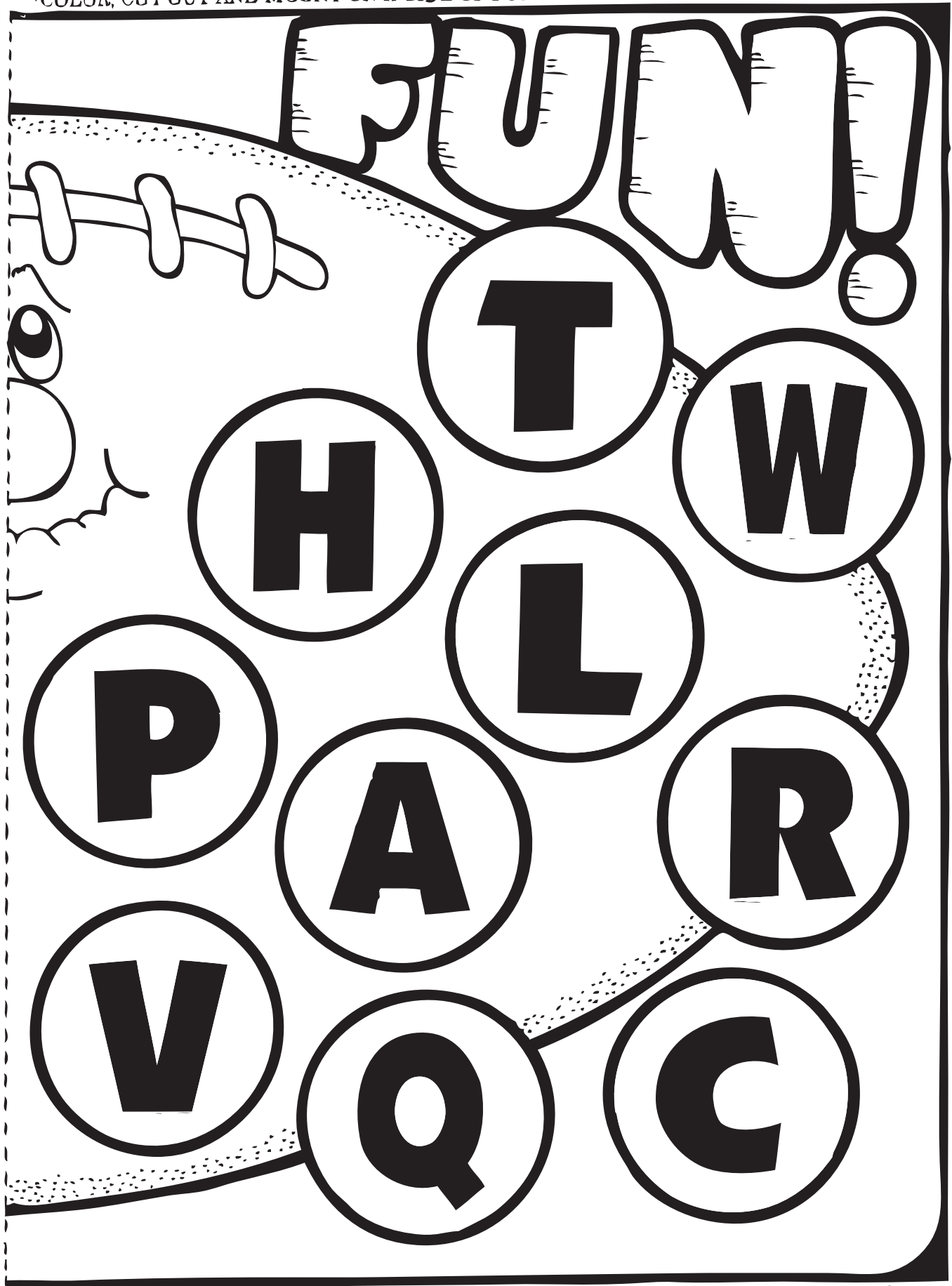
HOW TO MAKE: REPRODUCE THE TWO PAGES THAT CREATE A LARGE FOOTBALL ONTO REGULAR WEIGHT PAPER. COLOR, CUT OUT AND MOUNT TO THE INSIDE OF A COLORED FILE FOLDER. REPRODUCE THE INDIVIDUAL CIRCLES ONTO HEAVIER CARDSTOCK. COLOR, CUT OUT AND LAMINATE CIRCLES. MOUNT THE GAME TITLE ONTO THE FILE FOLDER TAB AND THE GAME TITLE VISUAL ONTO THE FRONT OF THE FILE FOLDER. LAMINATE THE ENTIRE FILE FOLDER FOR DURABILITY. USE STICKY-BACK VELCRO TO HOLD CIRCLES TO FILE FOLDER WHEN PLAYING THIS ACTIVITY.

HOW TO PLAY: REMOVE THE CIRCLES FROM THE FILE FOLDER. LOOK AT EACH LETTER AND DETERMINE WHICH PICTURE BEGINS WITH THE CORRESPONDING LETTER ON THE CIRCLES. PICTURES AND LETTERS ARE AS FOLLOWS: A= APPLE, B= BIKE, C= CORN, D= DOG, F= FIVE, G= GHOST, H= HOSE, J= JACK-O-LANTERN, K= KING, L= LEG, M= MEAT, N= NEST, P= PIG, Q= QUEEN, R= RABBIT, S= SUN, T= TIE, U= UMBRELLA, V= VACUUM, W= WITCH.

*COLOR, CUT OUT AND MOUNT ON INSIDE OF FOLDER



*COLOR, CUT OUT AND MOUNT ON INSIDE OF FOLDER



*COLOR, CUT OUT,
AND LAMINATE
CIRCLES

W= WITCH



D= DOG




N= NEST



K= KING



T= TIE




G= GHOST




C= CORN



S= SUN



U= UMBRELLA




Q= QUEEN



V= VACUUM




J= JACK-O-LANTERN



A= APPLE




R= RABBIT





B= BIKE



M- MEAT




H= HOSE



F= FIVE



L= LEG



P= PIG

