









# "ME AND MY SHADOW"










**HOW TO MAKE:** REPRODUCE THE SHADOWS OF GROUND HOGS THAT HAVE MATH PROBLEMS ON THEM ONTO REGULAR WEIGHT PAPER. COLOR, CUT OUT AND MOUNT THEM ON THE INSIDE OF A COLORED FILE FOLDER. CUT OUT THE GAME TITLE AND MOUNT ON THE FILE FOLDER TAB. REPRODUCE THE GROUND HOGS WITH NUMBERS ON THEM ONTO HEAVIER CARDSTOCK. COLOR, CUT OUT AND LAMINATE FOR DURABILITY. COLOR AND CUT OUT THE GAME TITLE VISUAL AND MOUNT ON THE FRONT OF THE FOLDER. LAMINATE THE ENTIRE FILE FOLDER FOR DURABILITY. USE "STICKY-BACK" VELCRO TO HOLD GROUND HOGS TO THEIR SHADOWS WHEN PLAYING THIS ACTIVITY.

**HOW TO PLAY:** CAREFULLY REMOVE ALL THE GROUND HOGS FROM THE FOLDER. LOOK AT EACH SHADOW AND FIGURE OUT THE MATH PROBLEM. FIND THE GROUND HOG WITH THE CORRECT ANSWER ON IT AND PLACE IT ON IT'S CORRESPONDING SHADOW. THIS GAME TEACHES ADDITION AND SUBTRACTION TO AND FROM 18.







How to Play: Match correct math problem to corresponding answer.

