

**Game: Snug as a Bug**





**Skill:** Reading short "u" words

**Game Includes:** Ten bugs and ten rugs


**How to Make:**

1. Color, cut out, and mount rugs in file folder.
2. Color, cut out, and mount bugs on tagboard.
3. Cut out game label and mount on file folder tab.
4. Cut out "How to Play" and mount on outside of folder.
5. For durability, laminate folder and game pieces. Store pieces in a plastic pocket or bag.

**How to Play:** Match each picture with the correct word.





\*Color, cut out, mount on tagboard, and laminate individual pictures. Store in a plastic pocket or bag.




\*Color, cut out, and mount in folder.

Snug as  
a Bug!







\*Color, cut out, and mount in folder.




Snug as  
a Bug!



\*Mount on file folder tab.



Snug as  
a Bug!



\*Color, cut out,  
mount on  
tagboard, and  
lamine individ-  
ual pictures. Store  
in a plastic pocket  
or bag.

