

Game: Beep! Beep!



Skill: Beginning sounds

Game Includes: 24 cars




How to Make:

1. Color and cut out cars.
2. Mount cars with letters on them in file folder.
3. Mount cars with pictures on them on tagboard.
4. Cut out game label and mount on file folder tab.
5. Cut out "How to Play" and mount on outside of folder.
6. For durability, laminate folder and game pieces. Store pieces in a plastic pocket or bag.

How to Play: Match each picture with the letter that makes its beginning sound.








*Color, cut out, mount on tagboard, and laminate individual pictures. Store in a plastic pocket or bag.








*Color, cut out, and mount in folder.

"Beep-Beep!"



"Beep-Beep!"

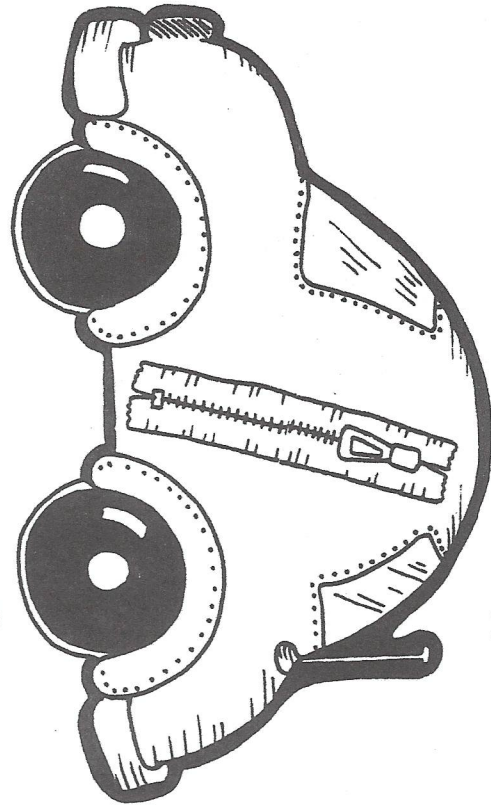
*Color, cut out, and mount in folder.



"Beep-Beep!"



*Color, cut out, and mount cars with letters in folder. Color, cut out, mount on tagboard, and laminate cars with pictures. Store in plastic pocket or bag.

man




zipper

t



rabbit

z




*Mount on file folder tab.

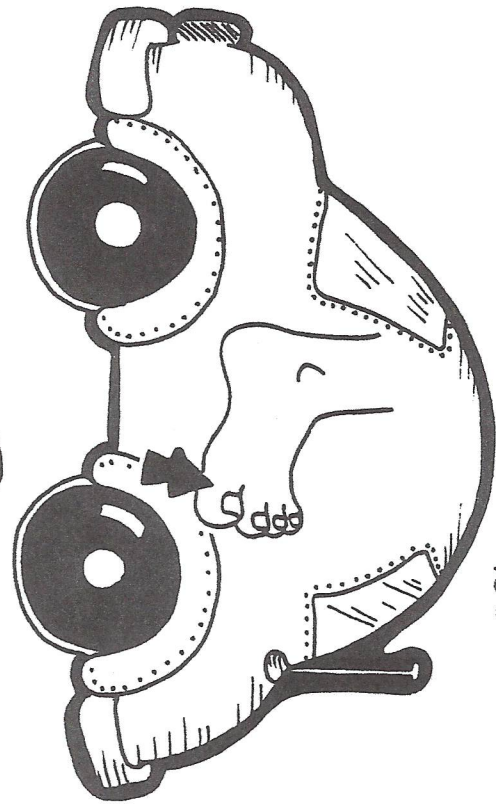
Beep! Beep!
(beginning sounds)

*Color, cut out, mount on tagboard, and laminate individual pictures. Store in plastic pocket or bag.


"Beep-Beep!"




cat




toe



dime



hand



ghost