


"MATH-A-MAGIC!"



*MOUNT ON FILE FOLDER TAB

Math - A - Magic!
(addition to 10)

GAME: MATH-A-MAGIC!

SKILL: ADDITION TO 10

GAME INCLUDES: TWO LARGE PAGES THAT FORM A RABBIT IN A HAT AND 16 CIRCLES

HOW TO MAKE:

- 1 REPRODUCE ALL THE PAGES TO THIS GAME ONTO HEAVIER CARDSTOCK
- 2 COLOR, CUT OUT AND MOUNT TWO LARGE PAGES ON INSIDE OF FOLDER USE "STICKY-BACK" VELCRO TO HOLD CIRCLES TO FOLDER WHEN PLAYING
- 3 COLOR, CUT OUT AND LAMINATE CIRCLES
- 4 CUT OUT GAME LABEL AND MOUNT ON FILE FOLDER TAB
- 5 COLOR, CUT OUT AND MOUNT GAME TITLE ON FRONT OF FILE FOLDER
- 6 FOR DURABILITY, LAMINATE ENTIRE FILE FOLDER

HOW TO PLAY: CHILD FIGURES PROBLEM OF EACH CIRCLE AND PLACES IT ON THE CORRECT SUM ON FOLDER



$$\begin{array}{r} 3 \\ +3 \\ \hline \end{array}$$

*COLOR, CUT OUT AND MOUNT ON FRONT OF FILE FOLDER

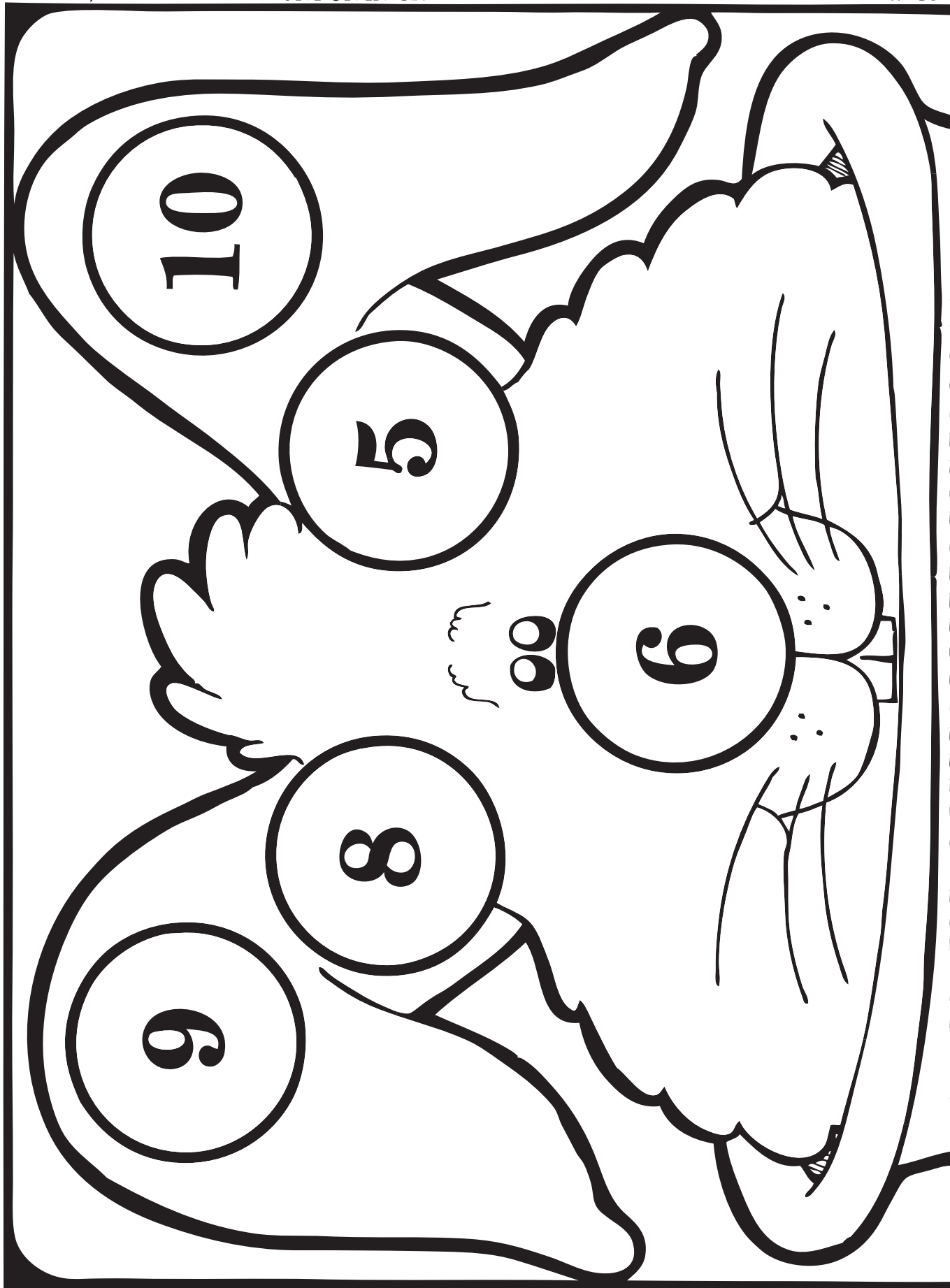
$$\begin{array}{r} 5 \\ +3 \\ \hline \end{array}$$

$$\begin{array}{r} 1 \\ +1 \\ \hline \end{array}$$

$$\begin{array}{r} 4 \\ +2 \\ \hline \end{array}$$


*COLOR, CUT OUT AND MOUNT ON INSIDE OF FILE FOLDER

"MATH-A-MAGIC!"



*COLOR, CUT OUT AND MOUNT ON INSIDE OF FILE FOLDER

"MATH-A-MAGIC!"



"MATH-A-MAGIC!"

*COLOR, CUT OUT AND LAMINATE CIRCLES USE "STICKY-BACK" VELCRO TO HOLD CIRCLES TO FOLDER WHEN PLAYING

$$\begin{array}{r} 3 \\ +4 \\ \hline \end{array}$$

$$\begin{array}{r} 0 \\ +0 \\ \hline \end{array}$$

$$\begin{array}{r} 2 \\ +5 \\ \hline \end{array}$$

$$\begin{array}{r} 6 \\ +4 \\ \hline \end{array}$$

$$\begin{array}{r} 7 \\ +3 \\ \hline \end{array}$$

$$\begin{array}{r} 8 \\ +1 \\ \hline \end{array}$$

$$\begin{array}{r} 9 \\ +0 \\ \hline \end{array}$$

$$\begin{array}{r} 2 \\ +2 \\ \hline \end{array}$$

$$\begin{array}{r} 1 \\ +0 \\ \hline \end{array}$$

$$\begin{array}{r} 2 \\ +1 \\ \hline \end{array}$$

$$\begin{array}{r} 3 \\ +2 \\ \hline \end{array}$$

$$\begin{array}{r} 4 \\ +4 \\ \hline \end{array}$$